



Student Work Book

MOTOR VEHICLE

Meet the team!

Hello from the Stockton Riverside College Schools Team!

We want to let you know we are here to help you as restrictions start to ease in any way that we can. Remember that although your exams have been cancelled your place at Stockton Riverside College hasn't.



We know everyone is very keen to get started with us in September, and we can't wait to see you all then! We've developed these workbooks to help support you and help you fine-tune your knowledge and skills before you join us. Working closely with course tutors, we've come up with some tasks to help ensure you're up to speed once you start with us in September. We'll also be sending out more guides and top tips to get you started before you enroll!

Don't forget to follow us on our social channels for regular updates, competitions and campus news. Every Tuesday the Schools Team host weekly course takeover Q&A sessions on Instagram to answer any questions you may have! We hope you're as excited as we are for you to start your journey with us. If you have any questions, please get in touch via social media or check out our website for FAQs and latest updates relating to government guidelines.



/stocktonriversidecollege



@stocktonriversidecollege



@srcinfo



www.stockton.ac.uk



We hope to see you soon!

Firstly, all of us would like to congratulate you on the acceptance of your chosen course. We eagerly await to meet you in the coming months!

We continue to find ourselves in unfamiliar times, so let's focus on the future and the journey you will soon be beginning. This booklet contains several different activities to complete. The following tasks are aimed at preparing you for your new chapter. Please email your completed work to adam.howe@the-etc.ac.uk Good luck!

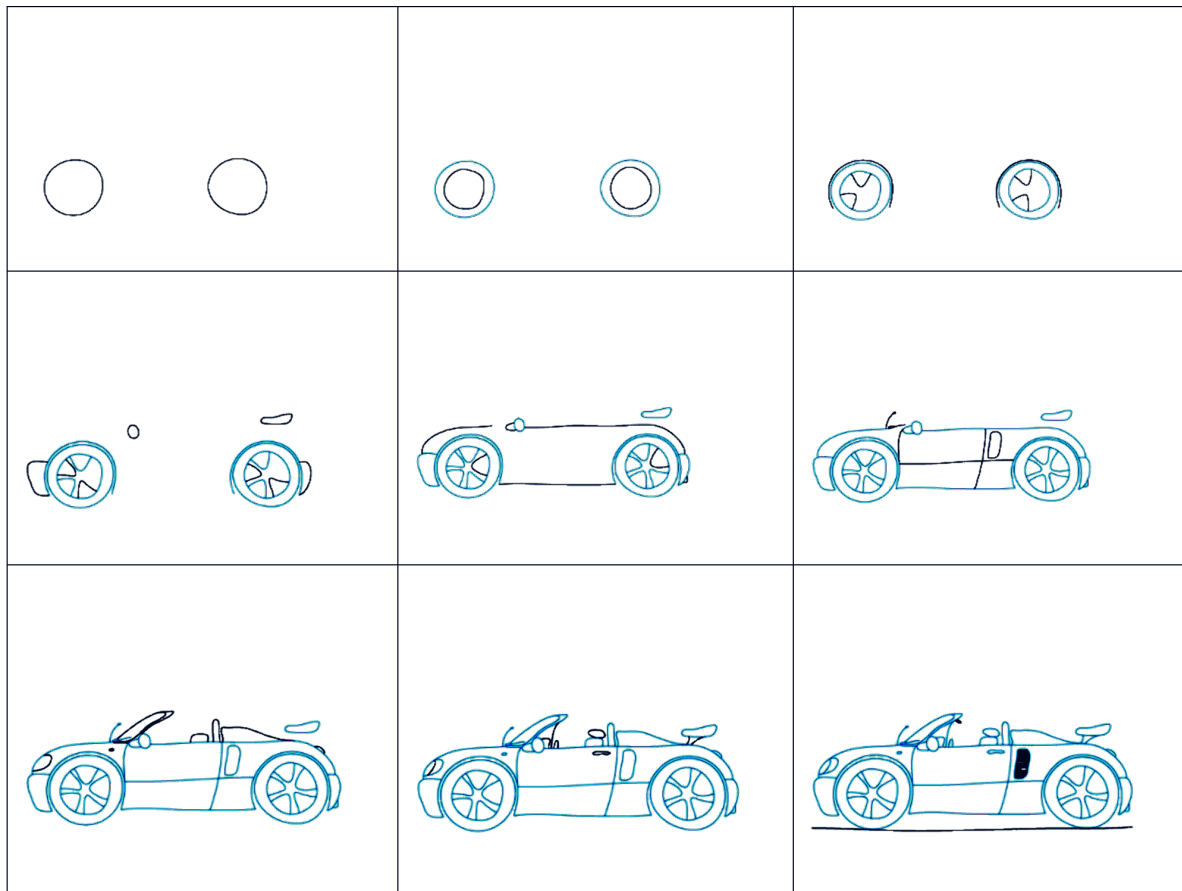
Teacher name: David Hobson
Email Address: David.Hobson@stockton.ac.uk

Welcome to your Motor Vehicle Summer Induction Pack.
We have put together this worksheet that outlines 5 tasks for you to complete. These have been designed to help test your knowledge of motor vehicles. Try your hand at these tasks to see if you have a passion for the motor vehicle industry.

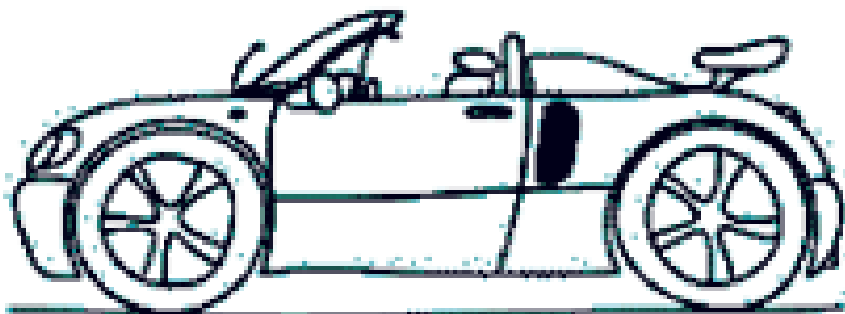


TASK 1

On a piece of paper see if you can draw a sports car following these instructions – add the black lines at every step, the blue lines are what you have drawn already.



This should be your end result – don't worry if it didn't quite work out.



A. Can you list 15 parts from a vehicle and describe the material that the part is made from? Example Metal, Wood, Glass (for extra points name the metal)

	Motor Part	Material
1.		
2.		
3.		
4.		
5.		
6.		
7.		
8.		
9.		
10.		
11.		
12.		
13.		
14.		
15.		

B. What does the below vehicle have in common with a modern everyday car? Think about the components and parts.



1. Name a car with the engine:

a. In the front

b. In the rear

1a. What is your favourite car and which is your least favourite?

Describe why you picked them.

(Please don't say because it's fast!)

2. List some things that manufacturers need to think about when designing cars. This picture may help.







3. If you were working in the college workshop on a vehicle, What are the 3 aspects of safety to think about?

a.

b.

c.

4. Name the tools below:



TASK 4

If you were applying for an apprenticeship in a garage, use the space below to tell the employer why you should be given the job.

A large rounded rectangular box with a black border, containing 20 horizontal yellow lines for writing.

TASK 5

Cut out the image below and fold the parts to make a Land Rover.

